


JOINT UNITED NATIONS PROGRAMME ON HIV/AIDS (UNAIDS)

UN-SWAP 2.0
SUMMARY, ANALYSIS AND
KEY INSIGHTS FROM 2020



UN-SWAP 2.0 SUMMARY OF 2020 REPORTING RESULTS

TABLE OF CONTENT

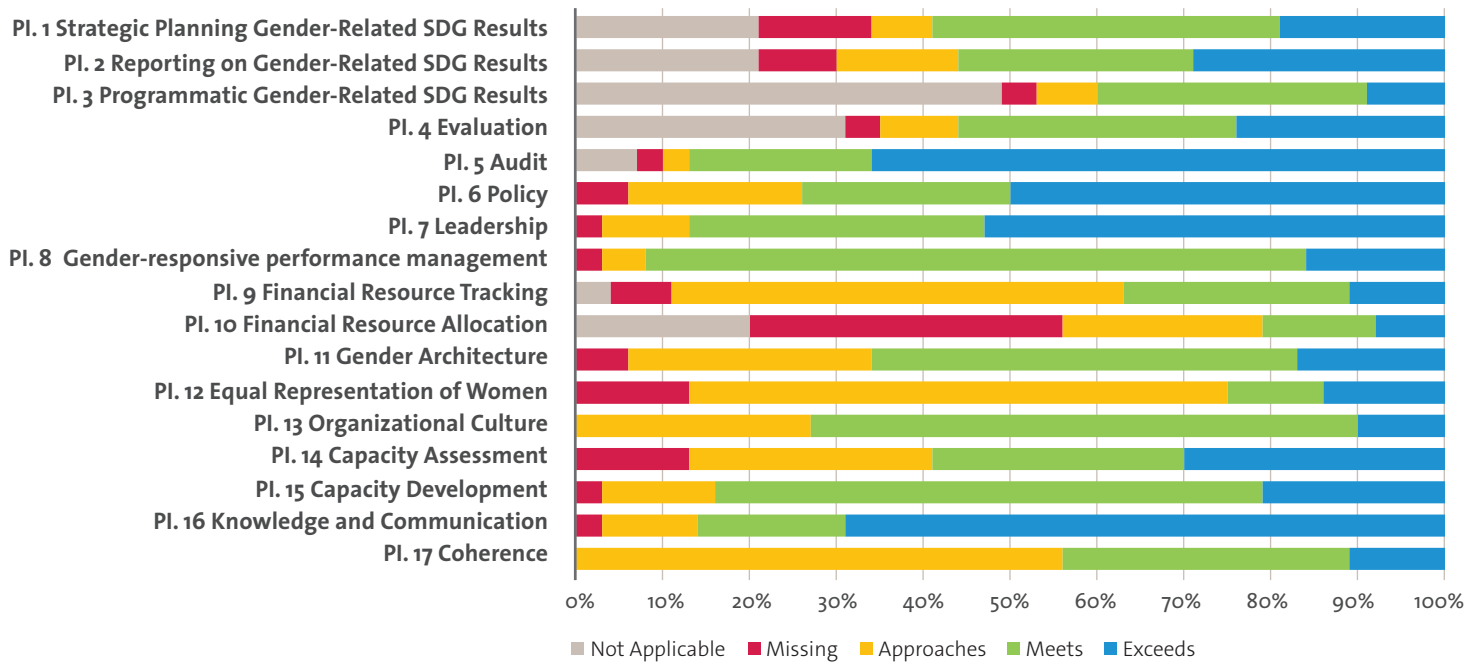
UN SYSTEM-WIDE PERFORMANCE 2020	3
UNAIDS PERFORMANCE 2020	5
UNAIDS GENDER PARITY SNAPSHOT 2020	8

This information package summarizes UN-SWAP 2.0 performance for the United Nations system as a whole and in particular for the Joint United Nations Programme for HIV/AIDS.

Seventy UN entities reported in 2020, up from 68 entities in the previous year and 55 in the first year of reporting, 2012.



UNITED NATIONS SYSTEM-WIDE PERFORMANCE BY INDICATOR (2020) | PERCENTAGE OF ALL RATINGS



KEY FINDINGS

Highest Performing Indicators in 2020 ✓

Audit (PI.5) and Gender responsive performance management (PI.8)

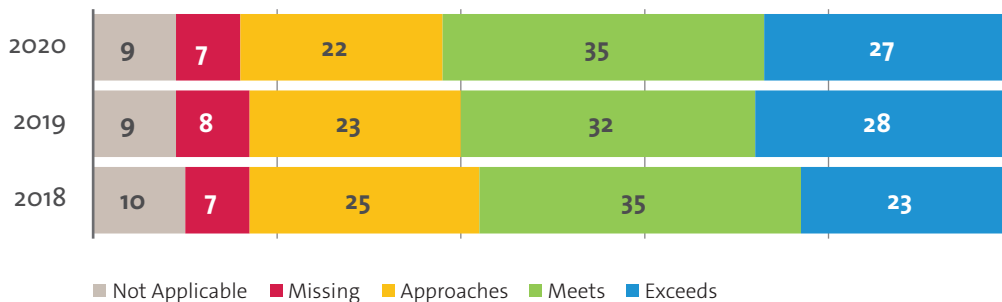
Other Top Performing Indicators in 2020 ✓

Leadership (PI.7), Knowledge and Communication (PI.16) and Capacity Development (PI.15)

Areas for improvement

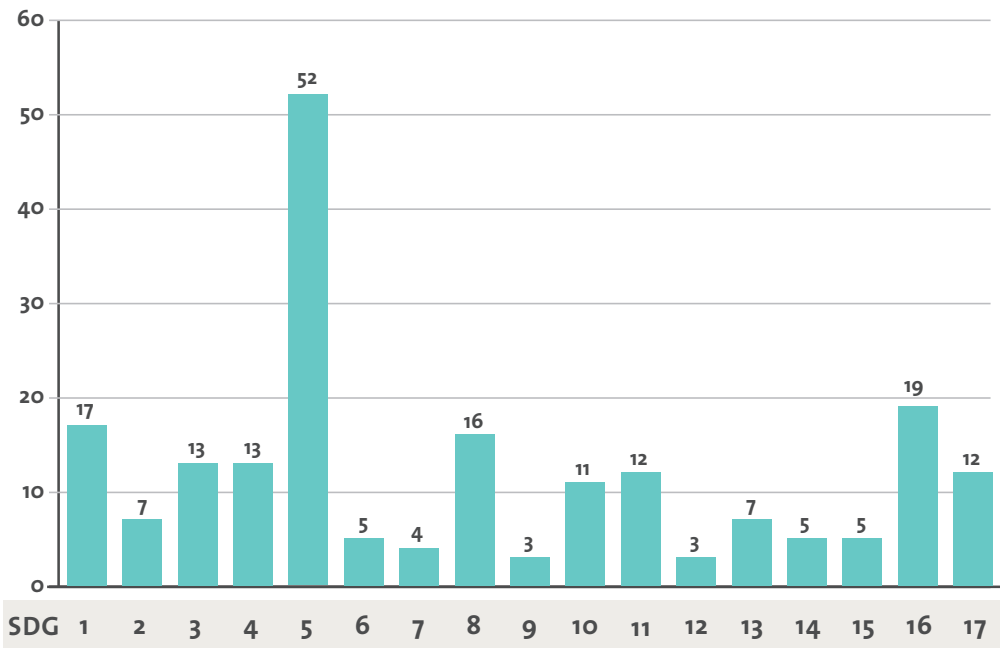
Financial resource allocation (PI.10) and Equal representation of women (PI.12)

OVERALL UN SYSTEM, COMPARATIVE ANALYSIS OF RATINGS BY YEAR | PERCENTAGE OF ALL RATINGS



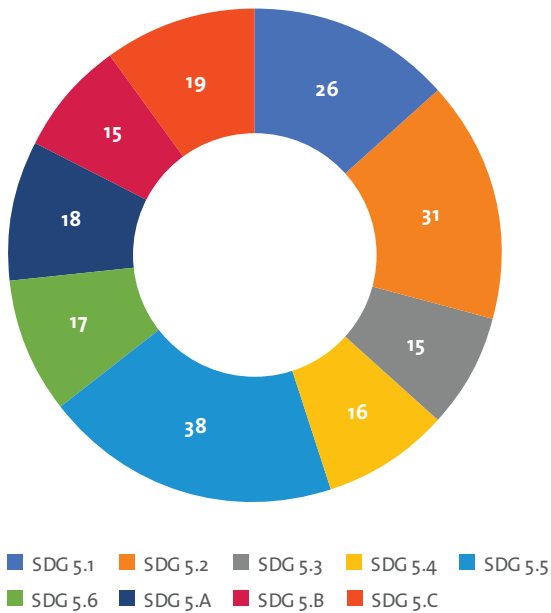
In 2020, the UN system met 62 per cent of UN-SWAP 2.0 minimum requirements across all indicators, registering a 2-percentage point increase from 2019

GENDER-RELATED SDG RESULTS IN STRATEGIC PLANNING



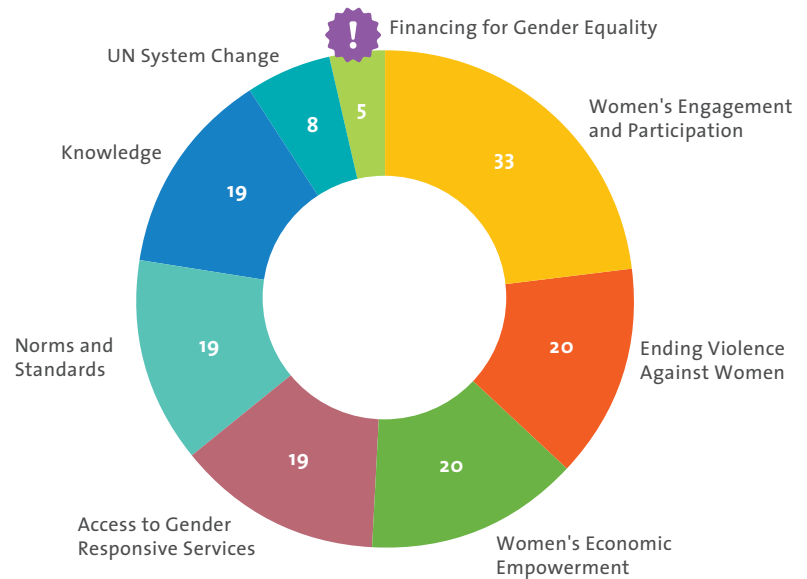
- Three UN-SWAP 2.0 indicators address the achievement of gender-related results in the context of the SDGs
- Based on 70 entities' UN-SWAP reporting this graph shows the number of entities contributing to each SDG goal
- The UN system primarily contributes to gender-related Goals in socio-economic and human rights areas (SDG 1, 5, 8, 16)
- There clearly remains space for entities to incorporate gender equality in more technical areas (SDG 6,7,9,12,14,15)

NUMBER OF ENTITIES CONTRIBUTING TO EACH SDG 5 TARGET



- 52 entities integrated Goal 5 in their main strategic document
- The majority of entities target participation and leadership in political, economic and public life (target 5.5) followed by a focus on ending all violence against women and girls and all forms of exploitation (target 5.2)

NUMBER OF ENTITIES CONTRIBUTING TO RESULTS IN EACH THEMATIC AREA



- The graph shows number of entities contributing to each thematic area
- High-level results on gender equality are related to Women's Engagement and Participation for 33 entities
- Only 5 entities focus on Financing for Gender Equality, bringing to light a concerning gap

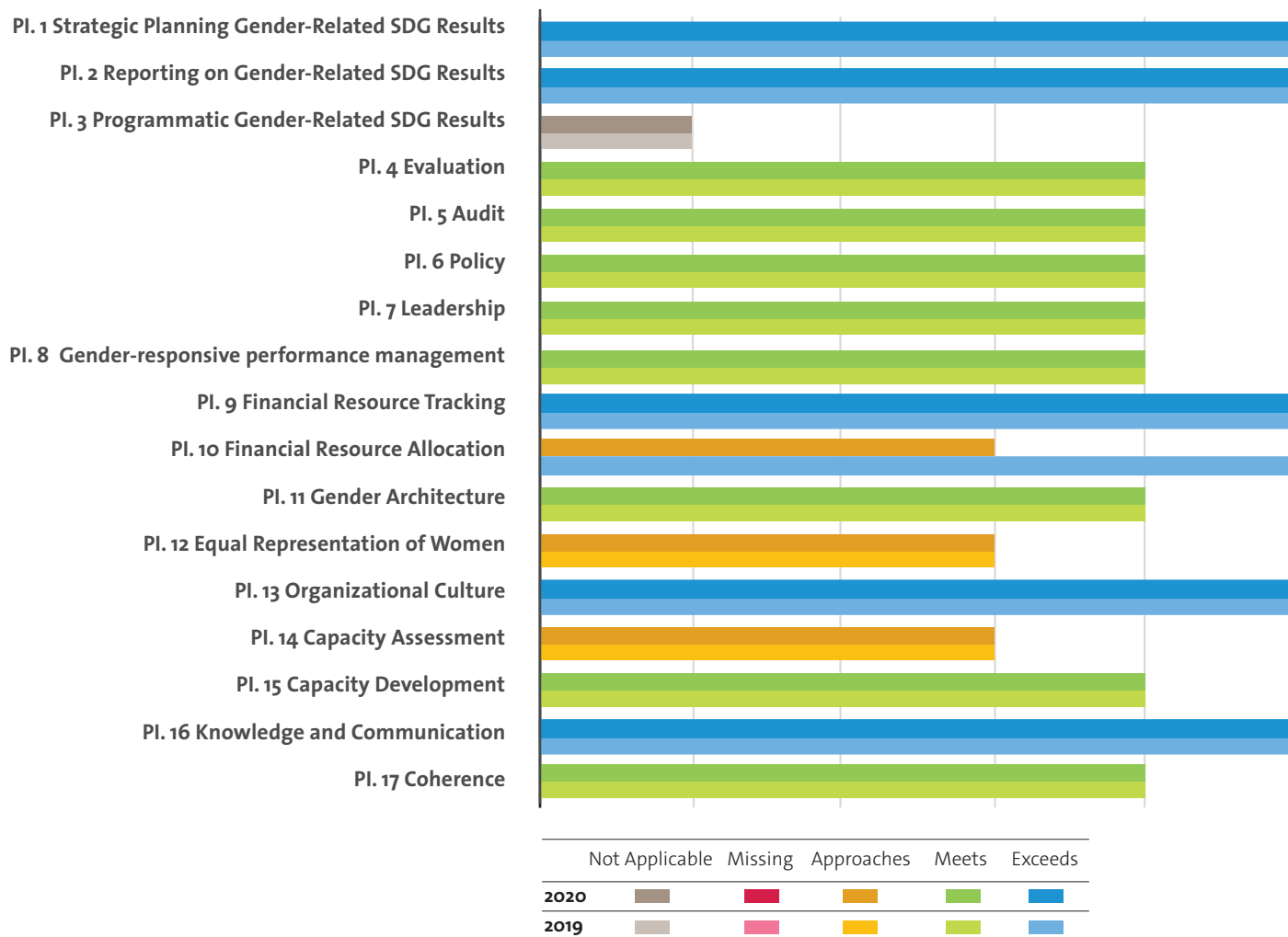
JOINT UNITED NATIONS PROGRAMME FOR HIV/AIDS (UNAIDS)

UN-SWAP 2.0 PERFORMANCE 2020

The following three pages capture UNAIDS' performance on UN-SWAP 2.0 indicators for 2020.

In 2020, UNAIDS met or exceeded the requirements for 13 performance indicators out of 16 applicable.

UN-SWAP 2.0 PERFORMANCE BY INDICATOR (2019-2020)



PERFORMANCE HIGHLIGHTS IN 2020

Most significant gains

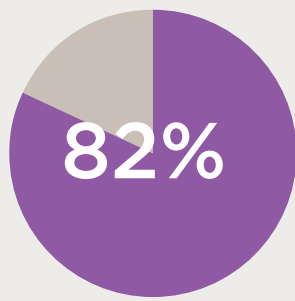
- In 2020, UNAIDS exceeded the requirements for five indicators and met them for another eight indicators.
- UNAIDS continued to maintain its strong performance on Financial resource tracking, Strategic planning and reporting on gender-related SDG results, Organizational culture and Knowledge and communication.

Areas for improvement

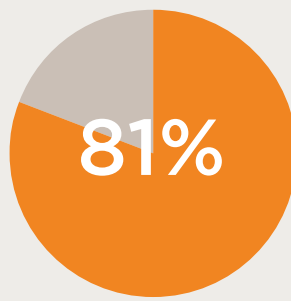
- UN Women encourages UNAIDS to focus on the three indicators rated as approaching requirements: Financial resource allocation, Equal representation of women and Capacity assessment.

COMPARATIVE ANALYSIS FOR UNAIDS

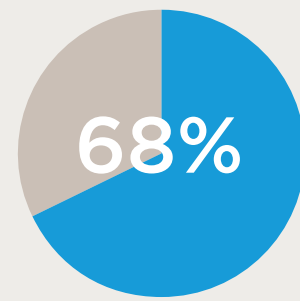
SHARE OF RATINGS MEETING/EXCEEDING REQUIREMENTS OF ALL RATINGS
NOT APPLICABLE RATINGS OMITTED



FUNDS AND PROGRAMMES

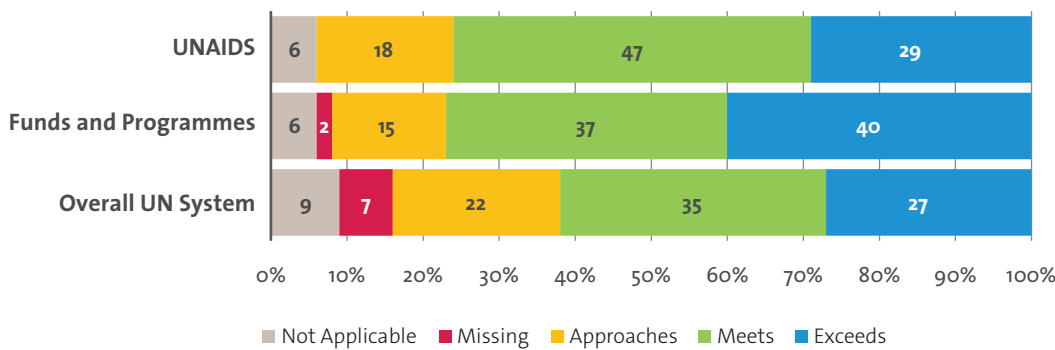


UNAIDS



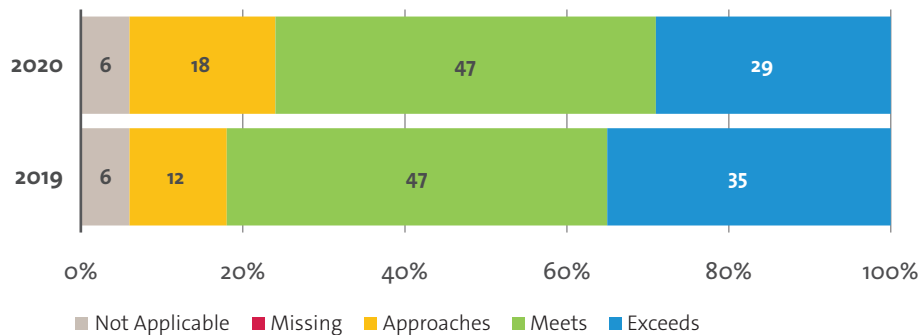
UN SYSTEM

COMPARISON WITH THE FUNDS AND PROGRAMMES AND THE OVERALL UN SYSTEM



- In 2020, UNAIDS outperformed the average for the UN System as a whole.
- UNAIDS' overall performance trails that of the Funds and Programmes.

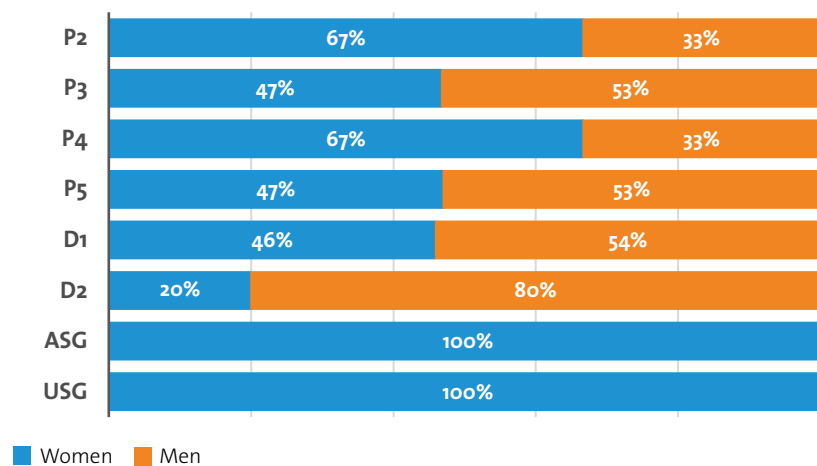
UNAIDS, COMPARATIVE ANALYSIS OF RATINGS BY YEAR



In 2020, UNAIDS met or exceeded the requirements for 76 per cent of the indicators, registering a 6-percentage point decrease or by one indicator as compared with 2019 performance.

Attaining and sustaining the equal representation of women at all levels in an institution constitutes an essential component of achieving gender equality and the empowerment of women.

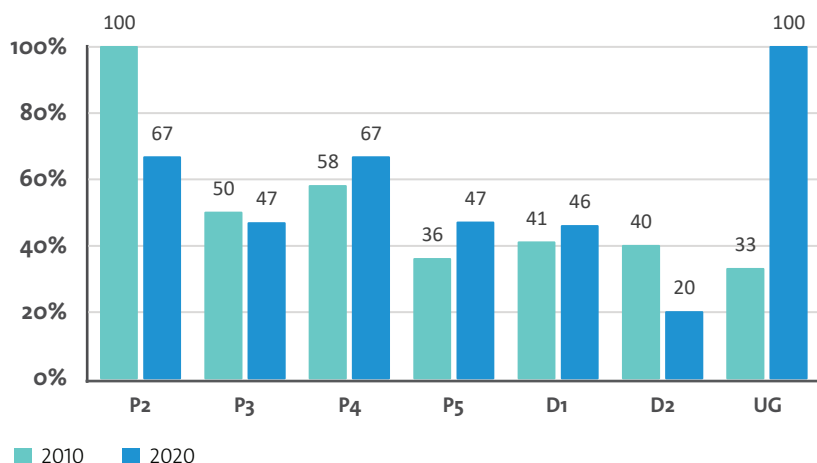
DISTRIBUTION OF WOMEN AND MEN BY LEVEL REPORTED IN 2020



10-YEAR TREND FOR UNAIDS

- The overall representation of women witnessed some gains and some declines between 2010 and 2020 in UNAIDS.
- The most notable gains have been registered at the P5, D1 and UG levels.
- A decline in the representation of women has been registered at the P3 and D2 levels.

DISTRIBUTION OF WOMEN BY LEVEL, 2010 AND 2020



WAY FORWARD

- In 2017, the Secretary-General launched the System-wide Strategy on Gender Parity to operationalize system-wide efforts to advance this priority.
- The Strategy recognizes the need to change organizational culture to achieve and maintain gender parity.
- Key materials for organizational change include the Enabling Environment Guidelines for the UN System, its Supplementary Guidance and the Field-specific Enabling Environment Guidelines that offer a set of recommendations and examples of good practice that entities can use to create a more diverse and inclusive work force.
- To accelerate progress, entities are encouraged to consistently and systematically implement their entity-specific gender parity implementation plans.

* The analysis is based on data provided by UNAIDS as of 31 December 2020 and CEB data from 31 December 2010. UG level data signifies ungraded posts above D-2 level including ASG and USG. UG percentages reflect the average of entity specific ungraded posts as reported, by gender.